

Quick Start Guide

Set up the myNCC Connect App to Manage your WiFi Network



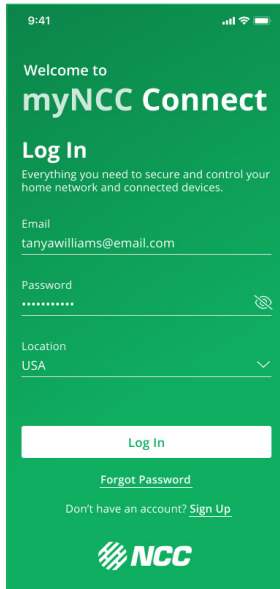
Getting started with the App

The App allows you to manage your home or small business Wi-Fi network. You can self-install and be managing your home or business within a few minutes. Download the app and start managing your home network today!

- 1 Download the app. You can search either the Apple App Store or Google Play Store for: 'myNCC Connect', then install it on your mobile device.



- 2 Select "SIGN UP" towards the bottom of the screen.



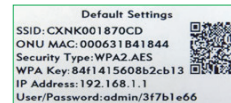
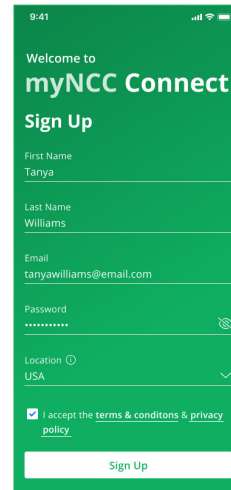
- 3 Enter your personal information. The password you enter here will be used to access the app.

Note:

Please wait at least 10 minutes after your BLAST System has been 'turned up' before attempting step 4.

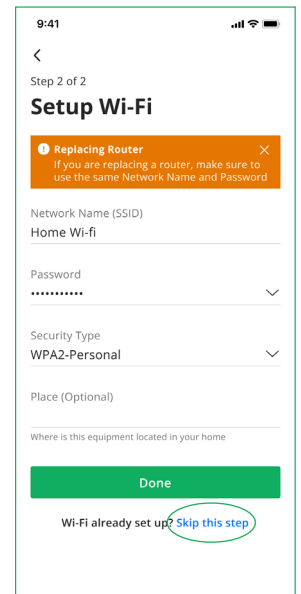
- 4 If your system is plugged in and connected select "Yes" to continue.

- 5 Tap the QR code that appears within the app. (You will be asked to allow the app to access your camera.) Point your camera at the QR Code found on the bottom of your BLAST System, or on the sticker that came in your box (example shown right).



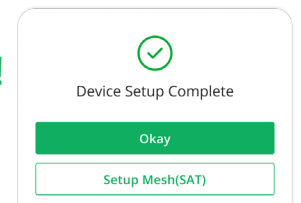
- 6 If your system is already operating with Wi-Fi, tap the "Click here to skip" text.

Otherwise, call NCC at 568-3331 to schedule a technician to help set up Wi-Fi.



Click OK and you're all done!

After you select "Submit," you may be asked to enter your account number.



Need help?

Contact support: nccray.com/myNCC-Connect 701-568-3331

myNCC Connect Features

(GIGACENTER OR GIGASPIRE)

What is myNCC Connect?

An Android or Apple smartphone app that puts you in control of your home Wi-Fi network.



What can I do with the app?

- Change or reset your Wi-Fi network name or password directly from the app.
- See the devices currently using your Wi-Fi.
- Categorize your devices (e.g. personal devices, work devices, mobile devices, gaming devices.)
- Pause the internet connection for any device, at any time.
- Create routines for scheduled downtime (i.e. bedtime or limited access to gaming devices during school time).
- Create a temporary or shareable guest network without sharing your main network name and password. Great for house guests, visitors, babysitters, house sitters, or pet sitters. Text the guest network login information directly from the app.
- Run a speed test (GigaSpire only) to verify the speed you are getting is the speed you are paying for.
- Receive updates about any planned network maintenance, or upcoming community events.

Is there any cost for this app?

Nope, the app is completely free!

Enhanced features: ExperienceIQ and ProtectIQ!
Add ExperienceIQ or ProtectIQ for \$4.99/mo. Add the second one for an additional \$2/mo.

ExperienceIQ Features

(GIGASPIRE BLAST SYSTEM REQUIRED)

What is ExperienceIQ?

A service that protects children or grandchildren from harmful or inappropriate content, limits screen time on devices or applications, and displays online usage through our enhanced parental control features.

How is this going to benefit my family?

- Block inappropriate categories like pornography or violence.
- Block applications that you deem inappropriate (e.g. gaming applications like Call of Duty, or social applications like Snapchat).
- Set time limits for specific applications, like TikTok to cap screen time.
- Set Safe Search and YouTube Restriction to block harmful or inappropriate content when searching on Google, Bing, or YouTube. YouTube restriction also blocks all comments on videos which often include inappropriate language.
- View usage for all devices to better understand HOW the internet is being used in your home.
- Prioritize application groups or specific devices to ensure the best possible experience for your most important needs. Set schedules so that work applications get priority during the day, and streaming applications get priority in the evening.

ProtectIQ Features

(GIGASPIRE BLAST SYSTEM REQUIRED)

What is ProtectIQ?

A network-level security service that protects ALL devices connected to your Wi-Fi. **If it's connected, it's protected!**

How does ProtectIQ keep my home network safe?

- Proactively monitors your home's incoming traffic and automatically blocks anything suspicious.
- Blocks attempted visits to known harmful websites, presenting users with a browser message indicating that the website is not available.
- Provides an active security monitoring service that uses a large and constantly growing database of threats (database is updated weekly).
- Uses intrusion prevention settings (IPS) to monitor, notify, and prevent activity such as hackers trying to gain access to the local video content (Wi-Fi connected doorbell or baby monitor), virtual meetings, and other streams.
- Actively terminates data transfers before a malicious payload is delivered to any vulnerable network device.
- Notifies users whenever a security issue is triggered, with details about the device that was attacked, where the attack came from, and when the attack occurred.

Need help?

Contact support: nccray.com/myNCC-Connect 701-568-3331



MAKING CONNECTIONS